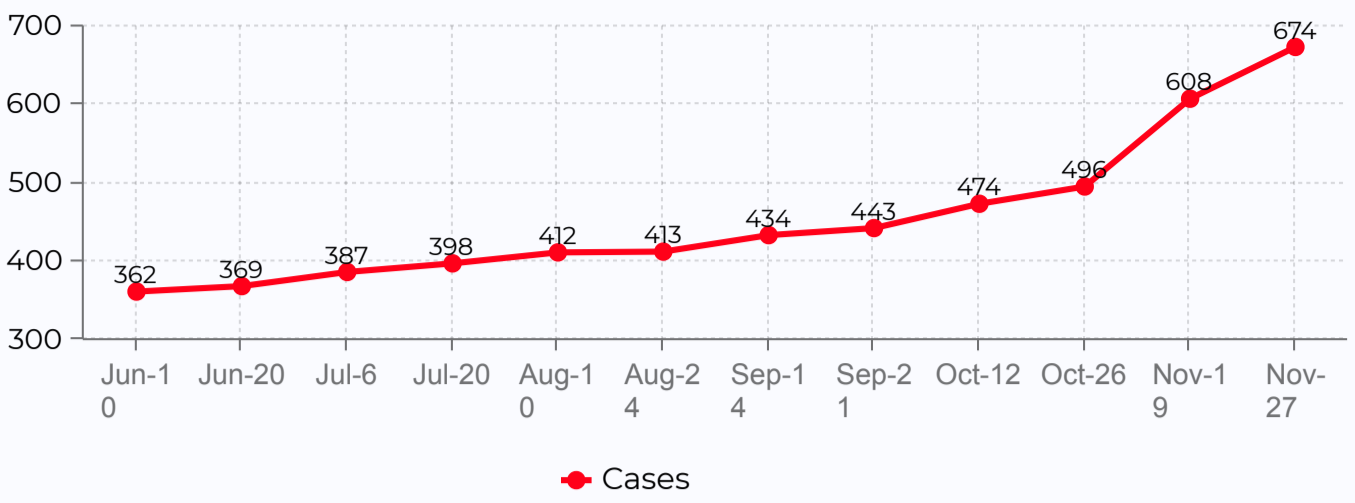


# STONEHAM'S CASE COUNT

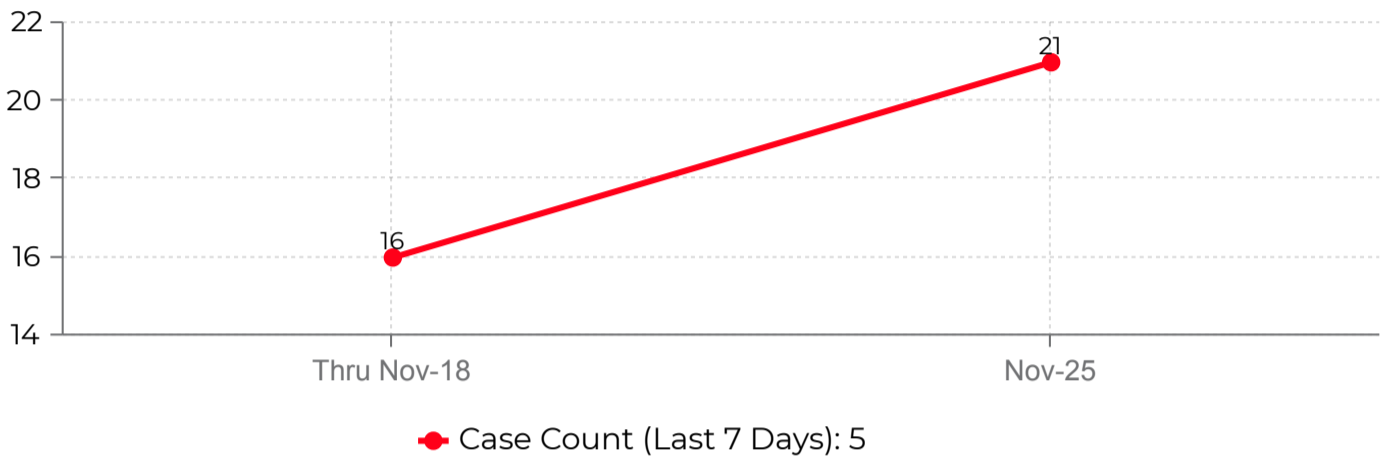
STONEHAM COVID-19



Total Cases	Case Count (Last 14 Days)
674	117

## Stoneham Public Schools

Updated: 11-25-2021



Total Cases	Students	Staff
21	20	1

### Count and Rate of Confirmed COVID-19 Cases and Tests Performed in MA by City/Town, January 1, 2020 - November 27, 2020

<https://www.mass.gov/doc/weekly-covid-19-public-health-report-november-27-2020/download>

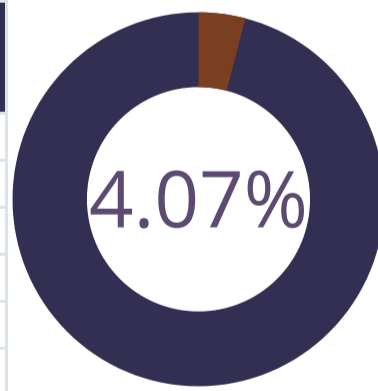
City/Town	Total Case Count	Case Count (Last 14 Days)	Average Daily Incidence Rate per 100,000 (Last 14 days)	Relative Change in Case Counts	Total Tests	Total Tests (Last 14 days)	Total Positive Tests (Last 14 days)	Percent Positivity (Last 14 days)	Change in Percent Positivity
Stoneham	674	117	37.5	Higher	22711	3467	141	4.07%	Higher

## POSITIVITY RATES IN STONEHAM & NEARBY COMMUNITIES

Data obtained from

<https://www.mass.gov/doc/weekly-covid-19-public-health-report-november-27-2020/download>

Community	Total Positive Tests (Last 14 days)	Total Positive Tests (Last 14 days)
Lynnfield	62	4.09%
Melrose	123	3.15%
Reading	91	3.11%
Saugus	181	5.81%
Wakefield	108	3.78%
Stoneham	117	4.07%



**Stoneham**

**Percent Positivity**

Data for these tables are based on information available in the DPH surveillance database at a single point in time. Case counts for specific cities and towns change throughout the day as data cleaning occurs (removal of duplicate reports within the system) and new demographic information (assigning cases to their city or town of residence) is obtained.

To discuss Stoneham's response to COVID-19, contact the Health Department at 781-279-2621

